

BI27A



→ I-28

ZI27A



→ I-4,5,6-13,17-20,21-28

- (D)** Elektrische Anschlüsse dürfen nur vom Elektrofachmann ausgeführt werden.
- (GB)** Electrical connections may be carried out by professional electricians only.
- (F)** Les raccordements électriques doivent être effectués uniquement par un électricien qualifié.
- (I)** L'apparecchio d'illuminazione è sicuro solo se installato da personale qualificato.
- (PL)** Podłączenia elektryczne mogą zostać wykonywane tylko przez elektryków.
- (ES)** La instalación debe realizarse por personal cualificado.
- (RU)** Электрические соединения могут осуществляться только профессиональным электриком.



Reinigung der Leuchtenteile nur mit trockenem weichem Tuch.

Mit geeigneten Leuchtmitteln kann die Leuchte mit Universaldimmern (*) gedimmt werden.

Cleaning of luminaire parts only with dry and soft cloth.

With suitable bulbs dimming of brightness of the luminaire is possible with an universal dimmer (*).

Nettoyage des parties de la lampe avec un chiffon sec et doux.

Avec des ampoules appropriées la variation de luminosité de la luminaire est possible avec un variateur universel (*).

Pulizia di parti di apparecchi solo con un panno asciutto e morbido.

Con lampadine adatti la lampada può essere regolata con un dimmer universali (*).

Czyszczenie tylko suchą miękką ścierką.

Przy odpowiednich żarówkach lampy można ściemniać uniwersalnymi ściemniaczami.

Dzięki odpowiednim żarówkom ściemnianie jasności oprawy jest możliwe z ściemniacz uniwersalny (*).


Limpeza de las piezas de luminarias con un paño seco y suave.

Con bombillas de la lámpara adecuados se puede regular con reguladores universales (*).

Очистка светильников частей только сухой и мягкой тканью.

С помощью соответствующих ламп лампа может быть затемнена с универсальными диммерами (*).


(*) = www.vadsbo.de




1



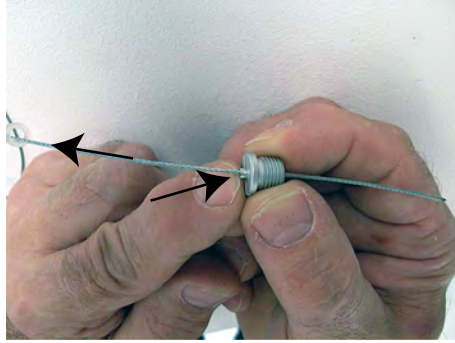
2




3



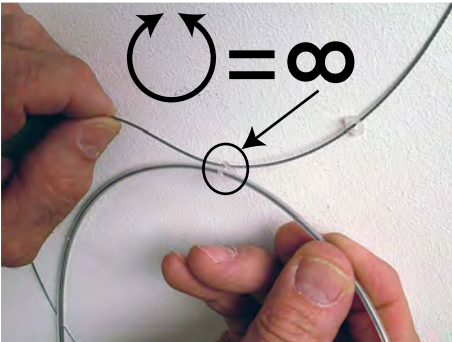
4



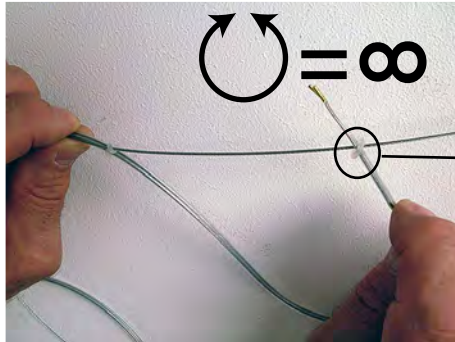
5



6



7




8




8.1 = ∞




9



?



10




11




12



13




14




15 Ø 1/2'''




16 Ø 1/2'''




17




18




19



20




21 ⊕ → ← ⊕



22



23



24



25 N → ← N



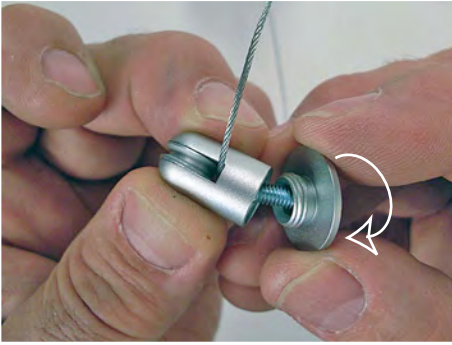
26




27



28



5




17.1




17.2




18



19




20




20.1



20.2



20.3



20.5